



**CITY OF SURPRISE
CITY COUNCIL AGENDA ACTION FORM**

Meeting Type: **Special Meeting**
 Submitting Department:
 Contact Person:

Date & Time: **March 18, 2003 - 5:45 p.m.**
 City Clerk's Office
 Sherry Ann Aguilar, City Clerk

Consent **Regular XX** Requesting Action **XX** Report Only

Type of Document Needing Approval (Check all that apply):

- | | | |
|--|---|---|
| <input type="checkbox"/> Public Hearing | <input type="checkbox"/> Resolution | <input type="checkbox"/> Ordinance/First Rdg. |
| <input type="checkbox"/> Agreement | <input type="checkbox"/> Emergency Clause | <input type="checkbox"/> Ordinance/Final Reading |
| <input type="checkbox"/> Special Consideration | <input type="checkbox"/> Liquor License | <input type="checkbox"/> Intergov. Agreement |
| <input type="checkbox"/> Grant | <input type="checkbox"/> Submission | <input checked="" type="checkbox"/> City Elections |
| | <input type="checkbox"/> Acceptance | |

Council Priority (Check Appropriate Areas):

- | | | |
|---|---|--|
| <input type="checkbox"/> Education | <input type="checkbox"/> Public Fitness | <input type="checkbox"/> Neighborhood Revitalization |
| <input type="checkbox"/> Job Creation | <input type="checkbox"/> Quality Service Delivery | <input type="checkbox"/> Employment Infrastructure |
| <input type="checkbox"/> Public Safety | <input type="checkbox"/> Housing Rehabilitation | <input type="checkbox"/> Work Force Preparation |
| <input type="checkbox"/> Transportation | <input type="checkbox"/> Community Activities | <input type="checkbox"/> Parks, Recreation & Library |

Regular Agenda Wording: Consideration and action to approve Resolution No. 03-47; A Resolution of the Mayor and City Council of the City of Surprise, Maricopa County, Arizona declaring and adopting the results of the primary Election held on March 11, 2003; and ordering the recording of such resolution.

Staff Recommendation: Approve
 If yes, Budget Code:

Fiscal Impact: None
 Amount Available:

List Attachments as Follows: Cover Sheet, Resolution No. 03-47 and Official Final Results from Maricopa County Elections Department.

Signatures of Submitting Officers (Sign Legibly):

[Signature]
 Department Head
[Signature]
 Legal Review

 Supervisor

 City Manager/Designee

[Signature]
 Budget Authorization

Distribution After Action:

Council Action:
 Motion/Second
 Shafer _____
 Allen _____
 Villanueva _____
 Montoya M
 Vukanovich _____
 Smith S
 Cox _____

Results:
 For 5
 Against 0
 Passed
 Failed _____
 Deny _____
 Continue _____
 Tabled _____
 Absent 2 - Villanueva & Vukanovich
 Other _____

City Clerk: Original Documents



OFFICIAL RECORDS OF
MARICOPA COUNTY RECORDER
HELEN PURCELL
2003-0845441 06/30/03 10:35
1 OF 1

PALUMBO

When recorded, mail to:

City Clerk, City of Surprise
12425 W. Bell Road, Suite D-100
Surprise, Arizona 85374

RESOLUTION NO. 03-96

DECLARING AND ADOPTING THE RESULTS
OF THE GENERAL ELECTION HELD ON
MAY 20, 2003

RESOLUTION NO. 03-47

A RESOLUTION OF THE MAYOR AND COUNCIL OF THE CITY OF SURPRISE, MARICOPA COUNTY, ARIZONA DECLARING AND ADOPTING THE RESULTS OF THE PRIMARY ELECTION HELD ON MARCH 11, 2003; AND ORDERING THE RECORDING OF SUCH RESOLUTION

WHEREAS, the City of Surprise did cause the following matters to be submitted to the qualified electors of the City at a Primary Election held in and for the City of Surprise on the 11th day of March, 2003; election of Mayor and 3 Councilmembers and approval of one (1) Proposition; and

WHEREAS, the election returns have been presented to and have been canvassed by the Mayor and City Council.

NOW, THEREFORE, BE IT RESOLVED by the Mayor and City Council of the City of Surprise, Arizona, that:

SECTION 1: The total number of ballots cast at said Primary Election was 6,580, distributed as follows:

Districts:	Ballots Cast:
District 1 (Acacia)	1,208
District 2 (Cottonwood)	2,620
District 3 (Mesquite)	873
District 4 (Mulberry)	274
District 5 (Palm)	535
District 6 (Palo Verde)	1,070

SECTION 2: The total number of votes cast at said Primary Election for the office of Mayor (At Large) was 6,580 as follows:

Candidate:	Ballots:	Percentage:
Shafer, Joan H. (I)	2,557	39.39%
Lipscomb, Bill	1,922	29.61%
Truitt, Lyn	1,971	30.36%
Popovich, Michael (Write-In)	42	.65%
Over Votes	37	
Under Votes	51	

It is hereby found, determined and declared of record, that the following candidates will proceed to the General Election scheduled for May 20, 2003:

**Joan H. Shafer (I)
Lyn Truitt**

SECTION 3: The total number of votes cast at said Primary Election for the Office of Councilmember of District 2 (Cottonwood) was 2,620. 646 additional ballots contained an under vote and 19 Write-In votes. The votes cast for the candidate(s) were as follows:

Candidate:	Ballots:	Percentage:
Bails, Martha	1,955	99.04%
Write-In	19	.96%
Under Votes	646	

It is hereby found, determined and declared of record, that the following candidate for Councilmember for District 2 (Cottonwood) who received more than one half of the total number of votes cast for Councilmember at said election, and such candidate shall be declared elected and shall be issued a certificate of election:

Martha Bails

SECTION 4: The total number of votes cast at said Primary Election for the Office of Councilmember of District 3 (Mesquite) was 873. 8 additional ballots contained an over vote and 21 additional ballots contained an under vote and 2 Write-In votes. The votes cast for the candidate(s) were as follows:

Candidate:	Ballots:	Percentage:
Montoya, Johnny (I)	343	40.64%
Sullivan, Gary "Doc"	333	39.45%
Tuttle, Wayne	166	19.67%
Write-In	2	.24%
Over Votes	8	
Under Votes	21	

It is hereby found, determined and declared of record, that the following candidates for District 3 (Mesquite) will proceed to the General Election scheduled for May 20, 2003:

**Johnny Montoya (I)
Gary "Doc" Sullivan**

SECTION 5: The total number of votes cast at said Primary Election for the Office of Councilmember of District 4 (Mulberry) was 274. 3 additional ballots contained an under vote and 1 Write-In vote. The votes cast for the candidate(s) were as follows:

Candidate:	Ballots:	Percentage:
Villanueva, Roy (I)	131	48.34%
Arismendez, Danny	139	51.29%
Write-In	1	
Under Votes	3	

It is hereby found, determined and declared of record, that the following candidate for Councilmember for District 4 (Mulberry) who received more than one half of the total number of votes cast for Councilmember at said election, and such candidate shall be declared elected and shall be issued a certificate of election:

Danny Arismendez

SECTION 6: The total number of votes cast at said Primary Election on Proposition 401 was 6,580. 3 additional ballots contained over votes and 390 ballots contained under votes. The votes cast for Proposition 401 were as follows:

PROPOSITION 401

	Yes Votes	Percentage
A "YES" vote will have the effect of establishing An Alternative Expenditure Limitation for the City Of Surprise.	4,147	67.03%

	No Votes	Percentage
A "NO" vote shall have the effect of not allowing the City of Surprise to establish an Alternative Expenditure Limitation and of requiring expenditures by the City of Surprise to be limited by the state-imposed expenditure formula.	2,040	32.97%


Over Votes	3
Under Votes	390

It is hereby found, determined and declared of record, that more than one-half of the votes cast on Proposition 401 as said election voted "yes", and therefore the following measure was approved by the voters:

Proposition 401 – Alternative Expenditure Limitation (Home Rule)

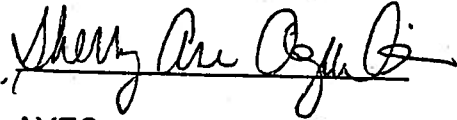
SECTION 7: It is ordered that, directly following the adoption of this Resolution, the City Clerk shall record this Resolution with the Maricopa County Recorder's Office.

PASSED AND ADOPTED by the Mayor and City Council of the City of Surprise, Arizona, this 18th day of March, 2003.

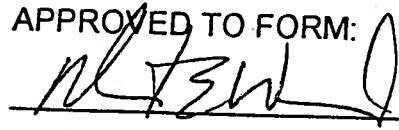


Mayor

ATTEST:



APPROVED TO FORM:



AYES: Mayor Shafer, Vice-Mayor Smith, Councilmembers; Allen, Cox and Montoya. (Excused were - Councilmembers; Villanueva & Vukanovich)

NAYS: _____

SUMMARY REPORT

MARICOPA COUNTY

RUN DATE: 03/13/03 03:39 PM

JURISDICTIONAL ELECTION
MARCH 11, 2003

FINAL OFFICIAL RESULTS

REPORT-EL45 PAGE 001

PRECINCTS COUNTED (OF 5)	VOTES	PERCENT
REGISTERED VOTERS - SURPRISE	5	100.00
REGISTERED VOTERS - SURPRISE ACACIA	19,430	50.00
REGISTERED VOTERS - SURPRISE COTTONWOOD	3,157	8.12
REGISTERED VOTERS - SURPRISE MESQUITE	5,489	14.13
REGISTERED VOTERS - SURPRISE MULBERRY	4,466	11.49
REGISTERED VOTERS - SURPRISE PALM	1,173	3.02
REGISTERED VOTERS - SURPRISE PALO V.	2,425	6.24
BALLOTS CAST - SURPRISE ACACIA	2,720	7.00
BALLOTS CAST - SURPRISE COTTONWOOD	6,580	50.00
BALLOTS CAST - SURPRISE MESQUITE	1,208	9.18
BALLOTS CAST - SURPRISE MULBERRY	2,620	19.91
BALLOTS CAST - SURPRISE PALM	873	6.63
BALLOTS CAST - SURPRISE PALO V.	214	2.08
VOTER TURNOUT - SURPRISE	535	4.07
VOTER TURNOUT - SURPRISE ACACIA	1,070	8.13
VOTER TURNOUT - SURPRISE COTTONWOOD		33.87
VOTER TURNOUT - SURPRISE MESQUITE		38.26
VOTER TURNOUT - SURPRISE MULBERRY		47.73
VOTER TURNOUT - SURPRISE PALM		19.55
VOTER TURNOUT - SURPRISE PALO V.		23.36
MAYOR CITY OF SURPRISE		22.06
(VOTE FOR NOT MORE THAN) 1		39.34

MAYOR CITY OF SURPRISE	(WITH 5 OF 5 PRECINCTS COUNTED)	VOTES	PERCENT
LIPSCOMB, BILL		1,922	29.61
SHAFFER, JOAN		2,557	39.39
TRUITT, LYN		1,971	30.36
WRITE-IN		42	.65
Over Votes		37	
Under Votes		51	

COUNCILMEMBER - DISTRICT 2 SURPRISE COTTONWOOD	(WITH 1 OF 1 PRECINCTS COUNTED)	VOTES	PERCENT
BALLS, MARTHA		1,955	99.04
WRITE-IN		19	.96
Over Votes		0	
Under Votes		646	

COUNCILMEMBER - DISTRICT 3 SURPRISE MESQUITE	(WITH 1 OF 1 PRECINCTS COUNTED)	VOTES	PERCENT
MONTROYA, JOHNNY		343	40.64
SULLIVAN, GARY "DOC"		333	39.45
TUTTLE, WAYNE		166	19.67
WRITE-IN		2	.24
Over Votes		8	
Under Votes		21	

COUNCILMEMBER - DISTRICT 4 SURPRISE MULBERRY	(WITH 1 OF 1 PRECINCTS COUNTED)	VOTES	PERCENT
ARISMENDEZ, DANNY R.		139	51.29
VILLANUEVA, ROY		131	48.34
WRITE-IN		1	.37
Over Votes		0	
Under Votes		3	

CITY OF SURPRISE PROPOSITION 401	(WITH 5 OF 5 PRECINCTS COUNTED)	VOTES	PERCENT
YES		4,147	67.03
NO		2,040	32.97
Over Votes		3	
Under Votes		390	