


Capital Improvement Funding Exploratory Committee

April 9, 2015



Discussion and presentation regarding Bond elections

- Purpose and objective of the committee
- Timeline anticipated for the committee's work
- Review and discussion of capital projects identified for possible inclusion in a proposed bond program
 - Ranking process and criteria used for recommendation
- Requested items for follow-up for next meeting

Tonight's meeting



- Continue project review
- Answer questions from last meeting
- Initial discussion of voter engagement/education
- Set stage for next meeting's deliverables:
 - Recommended project list
 - Finalize education elements and engagement initiatives
 - Begin work on final report for Council

Economic Development Impacts



- Site selection criteria
- Business attraction
- Self investment spurs other investors
- Workforce stability
- Potential for improved property values
- Prudent and appropriate capital investment demonstrates strategy and stability
- Public safety impacts

Annual Cost: Secondary Tax Examples



Property Value	\$50M Bonds	\$60M Bonds	\$75M Bonds
\$100,000	\$55	\$66	\$83
\$150,000	\$83	\$99	\$124
\$200,000	\$111	\$133	\$166

For a \$200,000 home, that's less than one Starbucks coffee drink per week!



2014 Property Tax Distribution Sample



2014 Property Tax Bill Example



4 br, 1600 sf home, market value: \$165,000

Tax Code 891502	2014	Ratio	Assessed
Limited Value (Primary)	81,620	.100	8,162
Full Cash Value (Secondary)	93,100	.100	9,310
Total 2014 Taxes Assessed			\$898.46

Primary Tax →

SLID →

TAXING JURISDICTION NAME	TELEPHONE	COMPARATIVE 2013 AMOUNT	2014 TAX AMOUNT DUE
GENERAL COUNTY FUND	(602) 506-8511	95.03	107.81
CITY OF SURPRISE	(623) 222-1800	57.75	61.96
STATE EQUALIZATION TAX	(602) 506-8511	38.01	41.54
DYSART UNIFIED	(623) 876-7000	562.21	613.30
COMMUNITY COLLEGE DIST WEST-MEC	(480) 731-8638 (623) 873-1860	113.82 4.40	126.67 7.54
FLOOD CONTROL OF MARICOPA CTY	(602) 506-1501	10.32	12.96
CENTRAL AZ WATER CONSV DIST	(623) 869-2333	10.38	13.04
FIRE DISTRICT ASSISTANCE TAX	(602) 506-8511	0.90	1.06
LIBRARY DISTRICT	(602) 652-3000	3.24	5.18
MARICOPA SPECIAL HEALTH DIST.	(602) 344-5978	14.38	17.28
ELECT DIST NO 7	(623) 935-6253	0.84	0.94
MCMICKEN IRRIGATION DIST	(623) 935-6253	0.12	0.12
SU-AZ SIERRA VERDE PH 1	(623) 222-1000	36.64	39.26
STATE AID		131.98-	150.20-
PARCEL/ACCOUNT	TOTALS	816.06	898.46

Development Impact Fees



Eligible for:

- Necessary public services
- Growth related portion of project

Cumulative Fire Station Revenue



Combined Project List



Project	Project Cost	Operating Cost	Eligibility for reimbursement
Greenway Rd Imp Litchfd-Bullard	\$ 2,400,000	\$ -	Full
Greenway Rd (Cotton Lane to Sarival Avenue) Prasada	\$ 5,100,000	\$ -	Full
Litchfield Rd (Sweetwater Rd to Cactus Rd)	\$ 2,200,000	\$ -	
Happy Valley Rd (163rd to Eastern City Limits)	\$ 11,900,000	\$ -	Full
Waddell Rd (Reems Rd to Loop 303)	\$ 4,500,000	\$ -	Full
Pavement Preservation	\$ 12,500,000	\$ -	
Dysart and Greenway Intersection Improvements	\$ 300,000	\$ -	
Reems Rd (Channel, Median and Sidewalks)	\$ 2,300,000	\$ -	
Roadway Total	\$ 41,200,000	\$ -	
Courtroom Accessibility and Safety Improvements	\$ 500,000	\$ -	
Fire Station 308	\$ 6,300,000	\$ 1,474,100	Full
Adaptive Response Unit	\$ 800,000	\$ 769,600	
Property and Evidence Facility - Police	\$ 2,900,000	\$ 513,800	
Permanent FS#304 District Station	\$ 7,500,000	\$ 167,200	Partial
Public Safety & Public Works Warehouse Facility	\$ 1,800,000	\$ -	
Public Safety Total	\$ 19,800,000	\$ 2,924,700	
Aquatic Center	\$ 9,900,000	\$ 612,700	Partial
Regional Multi-Generational Recreation Center	\$ 17,400,000	\$ 805,000	
8 Acre Park Improvements	\$ 500,000	\$ 8,000	
Citywide Trail/Bike System	\$ 5,500,000	\$ 20,000	
Pickleball Courts	\$ 500,000	\$ 35,200	
Parks Total	\$ 33,800,000	\$ 1,480,900	
Total	\$ 94,800,000	\$ 4,405,600	

Roadway Improvements- Pros & Cons



Pros = If project is funded

Cons = If project is not funded

Pros: Provide completion of roadways, sidewalks, bike lanes, drainage

Relieve traffic congestion

Impact fee eligible

Incentivize Economic Development

Improve emergency vehicle response times

Voter approved General Plan/ Strategic plan initiatives

Cons: Incomplete Streets

Impact fee timing

Traffic congestion

Safety concerns

Uncertain development timing

Public Safety-Pros & Cons



Courtroom Accessibility & Safety Improvements:

- Pros:** ADA access improved in compliance with legal mandates
Improved safety & efficiencies gained from new technology
Meets AZ Supreme Court goals for access to justice
Allows for proper preservation of accurate court records

- Cons:** Outdated technology remains
Risk of unreliable court records
Risk of jeopardizing judicial process

Fire Station 308:

- Pros:** Improved response times- this area had 883 calls for service in 2014
Industrial Park coverage
Supports economic development initiatives
Impact fee eligible

- Cons:** Response times suffer
COEM responds w/in city, currently 84% of the time
Timing of impact fee funds

Public Safety-Pros & Cons

Adaptive Response Unit:

Pros: Increase ability to respond to assigned calls

Improved response times

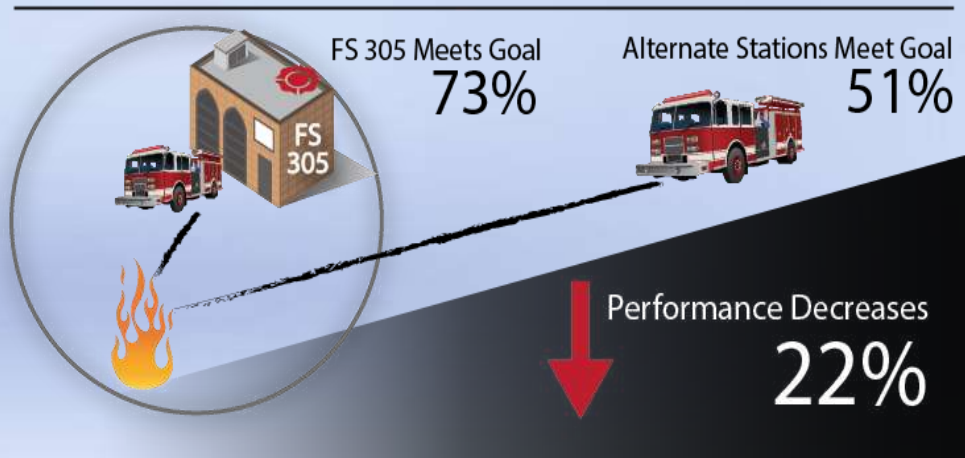
Provide coverage for units that are attending mandatory training

Improves ISO rating

Cons: Neighboring Stations respond w/decreased response times, **over 7 min.**

No coverage for units out of service

Effect of Alternate Station Response on **5 min. Response Time** Goal



Public Safety-Pros & Cons



PD Property & Evidence Facility :

Pros: Provides preservation of critical, objective physical evidence

Abide by laws governing the storage of evidentiary items

Cost effective approach to construction: remodel vs new construction

Cons: Failed criminal prosecutions

Cost and risk associated for rental of a secure facility

Current facility is at 85% capacity

Risk of loss or unintentional destruction of evidence

Risk of compromised chain of custody

Public Safety-Pros & Cons



District Fire Station 304:

Pros: Impact fee eligible

- Improved level of service with District Station, decreased response times
- Ability to continue public/private partnership for medical helicopter
- Facility property currently owned by City thus reducing property costs

Cons: Temporary facility for last 15 years

- Current facility is double wide trailer with metal building for apparatus cover
- Continued risk to SFMD assets due to lack of secure facility

Public Safety & Public Works Warehouse Facility :

Pros: Provide secure, climate controlled storage for City assets

- Efficiencies gained from having one combined facility
- Economies of scale- one multiuse building rather than three separate

Cons: Cost of rental storage space

- Potential rise in costs if constructed later
- Inefficiencies of multiple storage locations

Parks & Recreation- Pros & Cons



Aquatic Facility:

Pros:

- Health & safety benefits from swim lessons, swim programs and aquatic fitness
- Minimize day to day overcrowding at the aquatic center on Bullard
- Meets National Parks & Recreation Assoc. facility standards (*median 1:33,000*)
- Sports tourism opportunities/economic impact
- Adheres to adopted Strategic Plan and CRS Master Plan

Cons:

- Aquatics center on Bullard will continue to be overcrowded, safety concerns
- Will not meet National Parks & Recreation Association minimum facility standards
- Minimizes resident opportunities for swim lessons, programs & swim teams

8 Acre Park Improvements:

Pros: Enhances participant health & safety for youth/adult rec programs & events

Enhances special event development

Minimizes ongoing event security costs

Compliments turf maintenance calendar, decreasing year to year costs

Provides secure and attractive fencing for an extremely busy park adjacent to a very busy road

Higher level of security during events- improve safety/control access

Cons: Perceived image of facility not being open to the public

Parks & Recreation- Pros & Cons



Citywide Bike/Trail System:

Pros: Recreational wellness enhancement in compliance w/CRS Master Plan
Adheres to goals and objectives of General Plan and Mayor/Council
Strategic plan (Quality of life, Transportation)

Addresses gap study concern, connectivity for trails, hiking, biking

Compliments and promotes open space preservation, conservation and
wildlife corridors and encourages alternate forms of transportation

Cons: Continued lack of connectivity & compliance with adopted plans
Reliance on vehicles remains

Pickle Ball:

Pros: Multi-Generational fitness and health benefits

Sports Tourism economic impact potential

Youth/Adult recreational program development

Adheres to Strategic Plan (quality of life, sports tourism)

Cons: Scheduling challenges for sports tourism tournament development
Non-public availability; non-structured programming

Parks & Recreation- Pros & Cons



Recreation /Field House:

- Pros:** Quality of life enhancement, community health and wellness opportunities
Significant sports tourism opportunities, economic development
Creates additional multi-generational community based programming
Corporate sponsorship opportunities compliment operational cost recovery
Adheres to Mayor/Council approved CRS Master Plan
Adheres to Mayor/Council sports tourism strategic plan and quality of life

- Cons:** Initial cost of facility/construction
Impacts development of additional recreation program opportunities
Negates sports tourism opportunities and economic development potential

PROJECT UPDATE: Rec Ctr/Field House



Concept to include approximately 90,000 – 100,000 square foot facility that includes:

- 8-12 Basketball courts
- 10-12 Volleyball courts
- Professional Training/Workout Facility/Running Track
- Multiuse area for Dance/Gymnastics
- Media Center
- Meeting Rooms/Classrooms
- Community Conference/Banquet Area
- Significant Sports Tourism program opportunities



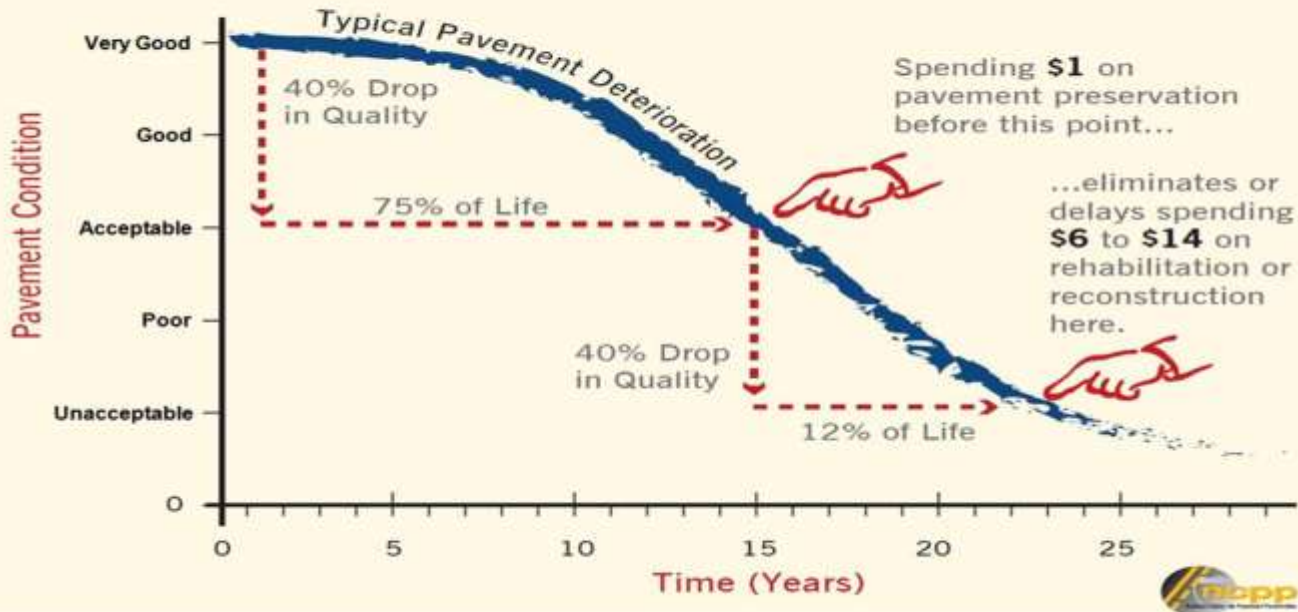
Yale University Field House



Johnson County Field House

Pavement Preservation

PAVEMENT PRESERVATION IS COST EFFECTIVE



Source: National Center for Pavement Preservation.



- Review other Valley bond initiative efforts
- Attend Homeowners Association meetings
- Attend PTA meetings
- Host public outreach meetings at locations throughout the city: City Hall, Fire Stations, Recreation Facilities
- Presentations to stakeholder groups
 - Council, Boards, Commissions, School District
 - Chamber of Commerce/Businesses
 - Additional community groups as identified
- Booth at all city events
- Youth & adult activities/registration/orientation

Public Education/Engagement Material



- Website
- PowerPoint
- Poster Boards
- Simple, conversational takeaway/handouts
- Demonstrate value of bond initiative
- Maps identifying project locations
- Schedules identifying project milestones



Multi Media Outreach



- Surprise Progress
- Website
- Press releases
- Social media
- Email
- SMS notifications
- Online dynamic engagement exercise

Next meetings



- Establish recommended project list
- Finalize 3-10 key elements to fully educate voters
- Finalize voter education/engagement mediums
- Review/provide input on final report framework
- Finalize report for Council

Proposed dates:

April 22– establish project list, voter education/engagement, review initial final report framework

April 29 or 30– Finalize report for Council